



How to Register as a New User

Welcome to our conference “*The International Telecommunications Conference, ITC-Egypt'2021*”. We are honored by your interest in registering in the conference.

To register as a new user, please, follow the steps below:

1- At the conference website **HOME** page, as shown below



2- **CLICK** the button **Register / Login** . You will find it at the top right corner.

3- At the **LOGIN** page, you must **CLICK** the button **Register as a new user** . You will find it below the login section.


Login

E-Mail Address

Password

Remember Me

[Forgot Your Password?](#)



4- Now you are at the REGISTER page, as shown below:

Register

Register as*
-- Select Register As --

Title*
-- Select Title --

First Name* Middle Last Name*

Education* Degree* Specific Field of Study

Phone Number* Fax Mobile Number*

Website Home Page

Registration Type*
 Egyptian Non-Egyptian

Country* City* Postal Address*

Affiliation*
(Note: Department, Faculty, University / Institute)


Commercial Reg. No. and Tax ID / Student ID
Choose File No file chosen

Email Address* Confirm Email Address*

Password* Confirm Password*

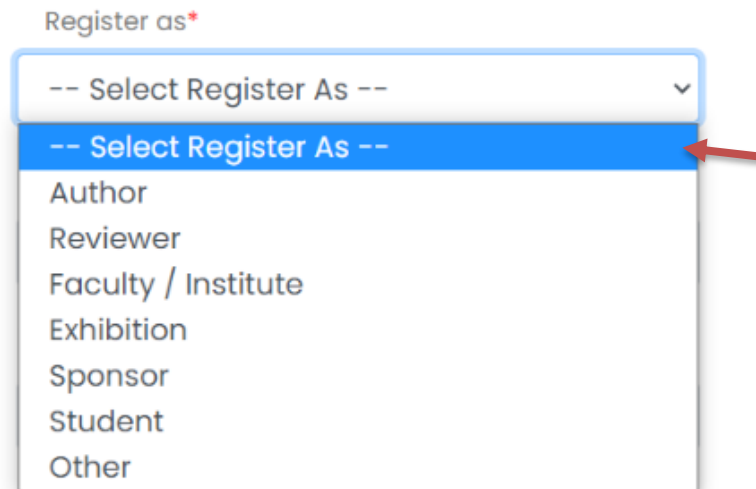
Alternate Email

Comments

I'm not a robot  reCAPTCHA
Privacy - Terms

Register

5- **SELECT** register as, by click the arrow, you will see



• **Register Types:**

- a) **Author:** This selection belongs to Ph.D. / M.D. / Ph.D. Candidate / M.Sc. / M.Sc. Student / Researcher / Eng. and B.Sc. who will participate by a contribution / research paper.
- b) **Reviewer:** This selection belongs to Professor, Associate Professor, Assistant Professor, and Ph.D. who agreed to be one of the technical program members (TPC).
- c) **Exhibition:** This selection belongs to any Companies, entities and / or exhibitors.
- d) **Sponsor:** This selection belongs to any entities which will participate and contribute with the conference.
- e) **Student:** This selection belongs to B.Sc. Student (undergraduate student) who will participate by a project poster.
- f) **Other:** This selection belongs to any Person and / or entities unlike the other register types above.

6- **CHOOSE** the appropriate register type and fill all the fields on the **REGISTER** page.

- a. All the register type follows the steps from (7) to (9), **EXCEPT** the register type “**Reviewer**”.

b. If you choose a register type “**Reviewer**”, you will see this popup.

Reviewer Topics  x

Fields and Waves

- T01: Antennas, arrays, and circuits.
- T02: Computational and Numerical Techniques.
- T03: Propagation, Scattering and Remote Sensing.
- T04: Antenna Applications and Emerging Technologies.
- T05: Electromagnetic Environment and Interference.
- T06: Electromagnetics and Materials.
- T07: Hazards of Electromagnetic.

Communication Technologies

- T08: Wireless Networks.
- T09: MIMO Systems.
- T10: Mm-wave Technologies for 5G.
- T11: Wireless Security.
- T12: Telecommunication Networks.
- T13: IOT/Edge and Cloud Computing.
- T14: Computational Methods, Algorithms & Applications.

Wireless Communications Engineering and Technology

- T15: Space-Time Coding, MIMO and Adaptive Antennas.
- T16: Modulation, Coding and Diversity.
- T17: 3G/4G Systems, WIMAX, WLAN and WPAN.

c. **SELECT** the interest main topics subtitles. Then, **CLICK** “**Confirm**”.

d. **COMPLETE** the steps from (7) to (9).

7- **CHOOSE** the check box “**I’m not a robot**”.

8- **CLICK** the button “**Register**”.

9- NOW, you are registered, and you have a **USER NAME (E-mail Address)** and **PASSWORD (As Provided during your Register)** to login.